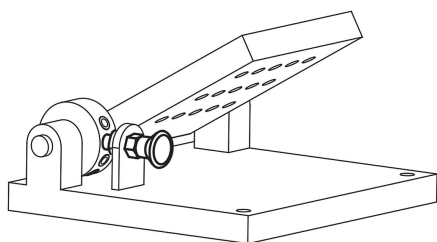
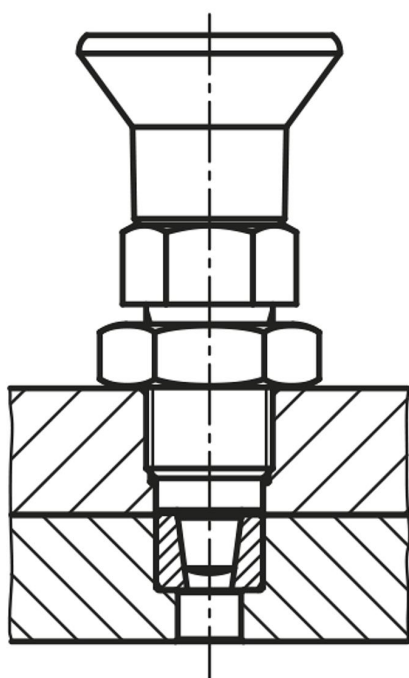


Indexing plungers - Premium with tapered pin, style D

Item description/product images



Description

Material:

Steel version:
indexing pin hardened: grade 5.8

Stainless steel version:

indexing pin hardened: threaded body 1.4305 (AISI 303 equivalent), indexing pin 1.4305 (AISI 303 equivalent).

Mushroom knob black gray thermoplastic.

Version:

Steel version:
indexing pin hardened, ground and black oxidized.

Stainless steel version:

indexing pin hardened, ground and bright.

Note:

Premium indexing plungers are characterized by more stringent manufacturing requirements for the indexing plungers and the threaded body. In addition, a centering locator that can be used to increase the positioning accuracy is provided on the threaded body. These indexing plungers are used when it is necessary to prevent shifting of the locked position by transverse forces and greater positioning accuracy is required. A new locking position can only be set after the pin has been manually disengaged. When high lateral forces are to be expected, the centering locator should be used.

Assembly:

When using the threaded body centering, it is recommended the receiving reamed hole be machined before tapping.

The conical contact surface is aligned by the threaded body and locking nut.

On request:

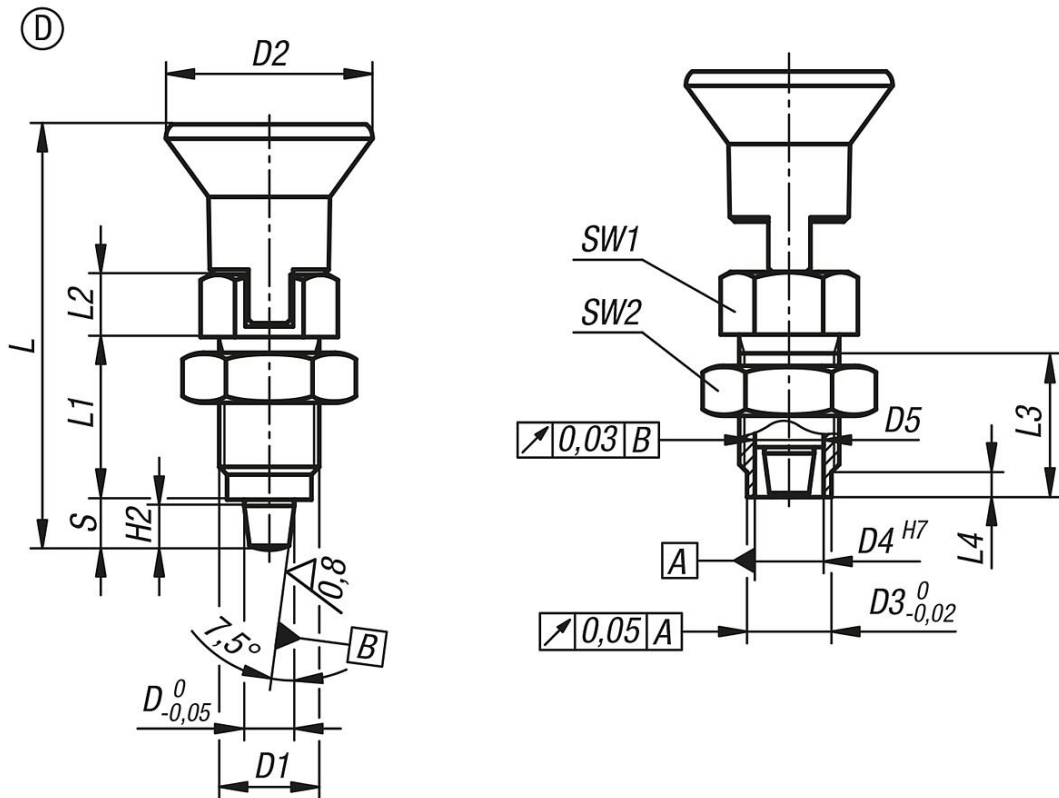
Special versions and spacer rings.

Accessory:

Matching tapered bushing K0736.

Indexing plungers - Premium with tapered pin, style D

Drawings



Order No.	style	Main material	D	D1	D2	D3	D4	D5	L	L1	L2	L3	L4	H2	Travel S	SW1	SW2	Spring force initial pressure F1 approx. N	Spring force final pressure F2 approx. N
K0736.54105	D	steel	5	M10x1	21	8	6	6 -0,01/-0,02	43,5	17	7	15	3	4	5	13	17	5	12
K0736.54206	D	steel	6	M12x1,5	25	10	8,5	8,5 -0,01/-0,03	51,7	20	8	17	3	5	6	14	19	6	14
K0736.54308	D	steel	8	M16x1,5	33	13,5	11	11 -0,01/-0,03	68	26	10	23	4	7	8	19	24	15	35
K0736.54410	D	steel	10	M20x1,5	33	17	11	11 -0,01/-0,03	74	28	12	25	4	9	10	22	30	15	34
K0736.504105	D	stainless steel	5	M10x1	21	8	6	6 -0,01/-0,02	43,5	17	7	15	3	4	5	13	17	5	12
K0736.504206	D	stainless steel	6	M12x1,5	25	10	8,5	8,5 -0,01/-0,03	51,7	20	8	17	3	5	6	14	19	6	14
K0736.504308	D	stainless steel	8	M16x1,5	33	13,5	11	11 -0,01/-0,03	68	26	10	23	4	7	8	19	24	15	35
K0736.504410	D	stainless steel	10	M20x1,5	33	17	11	11 -0,01/-0,03	74	28	12	25	4	9	10	22	30	15	34